



### District Report Card: 2017


<b>State:</b> Jammu And Kashmir	<b>District:</b> Kargil
<b>Class:</b> 5	<b>Subject:</b> Language
<b>Schools:</b> 32	<b>Students:</b> 228


### Participation/Coverage


#### Students

<b>GENDER</b> 	Boys		Girls	
	Number	%	Number	%
	82	35.96	146	64.04

<b>AREA</b> 	Rural		Urban	
	Number	%	Number	%
	214	93.86	14	6.14

<b>CATEGORY</b> 	SC		ST		OBC		GEN	
	Number	%	Number	%	Number	%	Number	%
	0	0.00	227	99.56	1	0.44	0	0.00

<b>CWSN</b> 	LD	VI	HI	S&LD	ID	Oth
	2	3	1	2	0	2

<b>Management</b> 	Government		Government-aided	
	Number	%	Number	%
	228	100.00	0	0.00

### Average Performance of Students in Language (%)

Overall	Gender		Area		Management		Social Group			
	Male	Female	Rural	Urban	Govt.	Aided	SC	ST	OBC	GEN
46.08	41.46	48.68	46.76	35.71	46.08	0.00	0.00	46.20	20.00	0.00

## Performance on Learning Outcomes (LOs)

Learning Outcomes	Description	Average Performance(%)
L504	Reads and comprehends independently storybooks, news items/ headlines, advertisements etc.	45.44
L508	Reads text with comprehension, locates details and sequence of events	46.40

Range of Performance of Students who Answered Correctly							
Below 30%		30% - 50%		50% - 75%		Above 75%	
Number	%	Number	%	Number	%	Number	%
53	23.25	91	39.91	64	28.07	20	8.77

## Lowest Performing Learning Outcomes (LOs)

- 1 - Reads and comprehends independently storybooks, news items/ headlines, advertisements etc. (45.44)
- 2 - Reads text with comprehension, locates details and sequence of events (46.40)